

Repurpose your Sorry! board game with the following learning template.

This template uses [Avery Custom Print Flash Cards \(Product #4760\)](#)


Just insert the questions and correct answers in the form below, then print pages 4-9 on the Avery flash cards. (Or just print them out on regular paper and cut them yourself.) Be sure to print pages 1-3 for yourself as an answer key before you play!

Question	Correct Answer

Question	Correct Answer

1

Move a pawn from Start or move a pawn 1 space forward




1

Move a pawn from Start or move a pawn 1 space forward

1

Move a pawn from Start or move a pawn 1 space forward




1

Move a pawn from Start or move a pawn 1 space forward

1

Move a pawn from Start or move a pawn 1 space forward




1

Move a pawn from Start or move a pawn 1 space forward

1

Move a pawn from Start or move a pawn 1 space forward




1

Move a pawn from Start or move a pawn 1 space forward

1

Move a pawn from Start or move a pawn 1 space forward




1

Move a pawn from Start or move a pawn 1 space forward

1

Move a pawn from Start or move a pawn 1 space forward




1

Move a pawn from Start or move a pawn 1 space forward

2

Move a pawn from Start or move a pawn 2 spaces forward




2

Move a pawn from Start or move a pawn 2 spaces forward

2


Move a pawn from Start or move a pawn 2 spaces forward



2


Move a pawn from Start or move a pawn 2 spaces forward

Move a pawn from Start or move a pawn 2 spaces forward




2

Move a pawn 3 spaces forward




3

Move a pawn 3 spaces forward




3

Move a pawn 4 spaces backwards




4

Move a pawn from Start or move a pawn 2 spaces forward




2

Move a pawn 3 spaces forward




3

Move a pawn 3 spaces forward



3


Move a pawn 4 spaces backwards



4

4


Move a pawn
4 spaces
backwards



4

4


Move a pawn
4 spaces
backwards



4

5


Move a pawn
5 spaces
forward



5

5


Move a pawn
5 spaces
forward



5

5


Move a pawn
5 spaces
forward



5

5


Move a pawn
5 spaces
forward



5

8


Move a pawn
8 spaces
forward



8

8


Move a pawn
8 spaces
forward



8

8

Move a pawn
8 spaces
forward




8

Move a pawn
8 spaces
forward

8

Move a pawn
8 spaces
forward




8

Move a pawn
8 spaces
forward

7

Move one pawn
7 spaces forward
or split the 7 spaces
between two pawns




7

Move one pawn
7 spaces forward
or split the 7 spaces
between two pawns

7

Move one pawn
7 spaces forward
or split the 7 spaces
between two pawns




7

Move one pawn
7 spaces forward
or split the 7 spaces
between two pawns

7

Move one pawn
7 spaces forward
or split the 7 spaces
between two pawns




7

Move one pawn
7 spaces forward
or split the 7 spaces
between two pawns

7

Move one pawn
7 spaces forward
or split the 7 spaces
between two pawns




7

Move one pawn
7 spaces forward
or split the 7 spaces
between two pawns

10

Move a pawn 10
spaces forward
or 1 space
backward




10

Move a pawn 10
spaces forward
or 1 space
backward

10

Move a pawn 10
spaces forward
or 1 space
backward




10

Move a pawn 10
spaces forward
or 1 space
backward

10

Move a pawn 10 spaces forward or 1 space backward




10

Move a pawn 10 spaces forward or 1 space backward

10

Move a pawn 10 spaces forward or 1 space backward




10

Move a pawn 10 spaces forward or 1 space backward

11

Move a pawn 11 spaces forward or switch places with an opposing pawn




11

Move a pawn 11 spaces forward or switch places with an opposing pawn

11

Move a pawn 11 spaces forward or switch places with an opposing pawn




11

Move a pawn 11 spaces forward or switch places with an opposing pawn

11

Move a pawn 11 spaces forward or switch places with an opposing pawn




11

Move a pawn 11 spaces forward or switch places with an opposing pawn

11

Move a pawn 11 spaces forward or switch places with an opposing pawn




11

Move a pawn 11 spaces forward or switch places with an opposing pawn

12

Move a pawn 12 spaces forward




12

Move a pawn 12 spaces forward

12

Move a pawn 12 spaces forward



12

Move a pawn 12 spaces forward

12
Move a pawn
12 spaces
forward



12
Move a pawn
12 spaces
forward

Move any pawn from Start
to a square occupied by any
opponent, sending that pawn
back to its own Start



Move any pawn from Start
to a square occupied by any
opponent, sending that pawn
back to its own Start

Move any pawn from Start
to a square occupied by any
opponent, sending that pawn
back to its own Start



Move any pawn from Start
to a square occupied by any
opponent, sending that pawn
back to its own Start

Move any pawn from Start
to a square occupied by any
opponent, sending that pawn
back to its own Start



Move any pawn from Start
to a square occupied by any
opponent, sending that pawn
back to its own Start

12
Move a pawn
12 spaces
forward



12
Move a pawn
12 spaces
forward

Move any pawn from Start
to a square occupied by any
opponent, sending that pawn
back to its own Start



Move any pawn from Start
to a square occupied by any
opponent, sending that pawn
back to its own Start

Move any pawn from Start
to a square occupied by any
opponent, sending that pawn
back to its own Start



Move any pawn from Start
to a square occupied by any
opponent, sending that pawn
back to its own Start

Move any pawn from Start
to a square occupied by any
opponent, sending that pawn
back to its own Start



Move any pawn from Start
to a square occupied by any
opponent, sending that pawn
back to its own Start